

Hop To It

How to Play

Grab TWO DICE and spread out the Colored Shapes around the Play Area.

Have your child stand on the START HERE page and roll the dice.

The Die which is closest to you will be used to select the movement and the furthest Die is used to select the Colored Shape.

Have your child do the movement as he or she makes their way to the Colored Shape and MUST continue the movement all the way back to the start.


Two Players or More

Have the children alternate taking turns until all of the Colored Shapes are gone.

The child with the most Colored Shapes at the end is the WINNER!

Roll Dice


- 1 - Walk To It
- 2 - Crawl To It
- 3 - Roll To It
- 4 - Crap Walk To It
- 5 - Hop To It
- 6 - Tip Toe To It



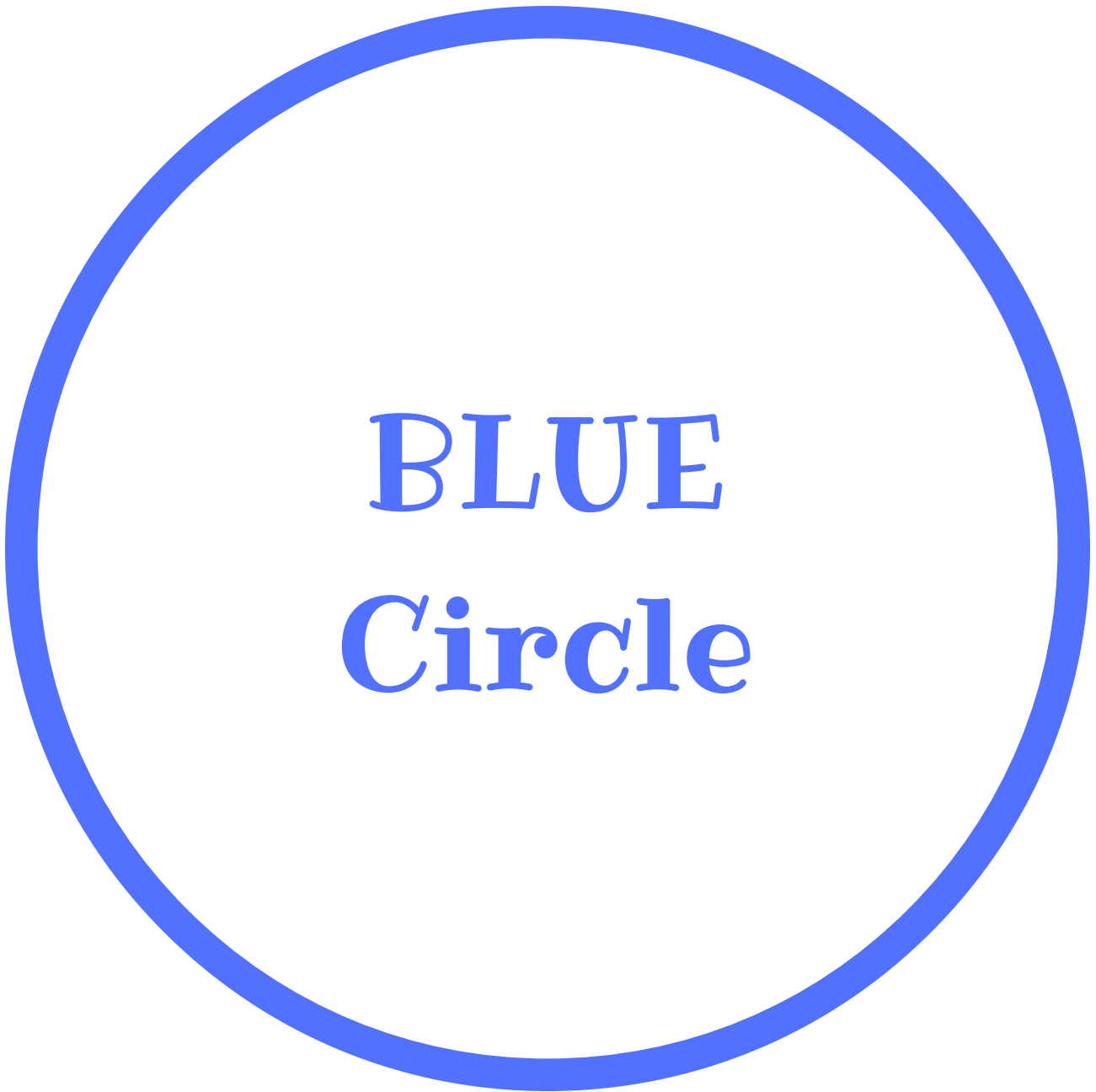


**START
HERE**

RED
Square



GREEN
Triangle



BLUE
Circle





ORANGE

Pentagon



PINK
Heart